



# SANTIAM FLYCASTERS

SANTIAMFLYCASTERS.COM

March 2016



## March Program Fishing the Snake River With Lee Davison

### Board Meeting

Monday March 7

7:00 PM

Garibaldi Family Restaurant

### General Meeting

Thursday March 10

7:00 pm

Pringle Community Center

### March Outing

Saturday March 19

Crooked River

Lee is the founder of Snake River Outfitters, LLC; designer and owner of Ballistic Flylines; an international Spey Casting competitor (Spey-O-Rama Senior Champion 2015); and past President of the Federation of Flyfishers Western Rocky Mountain Council. Also, an International Federation of Fly Fishers (IFFF) Certified Master Casting Instructor, IFFF Certified Two-Hand Casting Instructor, and a licensed Idaho guide, Lee travels throughout North America giving professional fly fishing presentations and casting instruction. His knowledgeable writing, teaching and speaking abilities make him a popular addition to high profile fishing and casting events worldwide.



## In This Issue

- NW Fly Tyer/Fishing Expo  
March 11-12
- SFC Auction Recap
- March Outing to the Crooked River
- Schedule SFC Club Outings for 2016
- Fishing with the Frog by Howard Palmer
- From the President
- Youth Outdoor Day
- Change in Date for the May Outing to the McKenzie
- Welcome These New Members
- Fly of the Month: Trico Spinner by Jim Ferguson
- 2016 Membership Application

**Santiam Flycasters  
BOARD AND OFFICERS**

**Loren Bergerson**

President

**Dwight Klemin**

Vice President/Programs

**Sam Thomas**

Secretary

**Tim Johnson**

Treasurer/Membership

**Board Members**

**Will and Reenie Satak**

Concessions

**Nancy Beeson**

Raffles

**Matt Neznanski**

Webmaster

**Leroy Shepherd**

Newsletter Layout/Design

**Howard Palmer**

Newsletter Editor

**Keith Burkhart**

IFFF Representative

**Bob Karau**

**Ken Karnosh**

**Jerrold Martisak**

**Don Meyer**

**Steve Reynolds**

**Josh Richmond**

**Board Members Wanted**

The Santiam Flycasters want you! We are looking for a few good men and women. If you are interested in helping decide who our presenters are and where we go for our outings, please join us. Or, if you just want to find out what goes on during the board meetings or want to share your opinion; please join us. No experience needed, just your interest in fly fishing is all it takes to be a board member.



Remember the Northwest Fly Tyer & Fly Fishing Expo to be held March 11 and 12 at the Linn County Fairgrounds in Albany. Classes are available on fly fishing, fly tying, and casting plus watch any of the multiple fly tyers or visit the vendors as well.

Visit the NW Fly Expo website to check out the class schedule and sign up for a class or to see the list of tyers and their schedule. Many of our club members will be doing a variety of things at the Expo, including running the silent auction.

Come on down for an enjoyable and informative session! Hours are 9:00-5:00 each day.

## 2016 SFC Auction

Thanks to everyone who participated in the 2016 Santiam Flycasters annual auction. The auction brought in approximately \$3,000, funds needed to help our club fulfill its mission of promoting the sport of fly fishing through monthly newsletters, speaker meetings, outings, casting and tying instruction and fellowship. Even though our operating costs are low, membership fees alone are not sufficient to cover club costs.

The auction was made possible through the generous contributions of many of our members and business partners. To all of you who contributed items to the auction, thanks.

Members who contributed to the auction included: Bob Gabler, Steve "Mort" Morton, Ray Phelps, Bill Meier, Jim Ferguson, Howard Palmer, Bob Karau, Ron Henderson, Loren Bergerson, Keith Burkhart, John Ebenshade, Jerry Gibb, Ken Karnosh, Dwight "Klem" Klemin, Don Meyer, Peter Rayment, Leroy Shepherd, Jeff Smith, Bill Steen, Dell Swearingen, Larry Steele, Hillary Votaw-Burkhart and Todd Yorke. Apologies to those donors who we didn't mention here.

Business which contributed to the auction included: Archery Summit Winery, Caddis Fly Shop, Deschutes Angler, Farbank Enterprises, Hareline Dubbin, International Federation of Fly Fishers, Simms, Temple Fork Outfitters, Sportsman's Warehouse, and the Statesman Journal.

Special thanks to chef Howard Palmer and his kitchen team (Jerrold Martisak, Steve Reynolds, Will Satak) for organizing, preparing and serving a delicious spaghetti and meatballs dinner.

## March Outing—Crooked River



On March 19, we will fish the Crooked River south of Prineville. This can be a long day trip or an overnight trip.

Suggested gear is a 4-6 weight rod with floating line. Flies include small (size 16-22) nymphs (pheasant tail, hare's ear, midge pupae, scud, egg, etc.), fished near the stream bottom, and small (size 16-20) dry flies (Adams, Griffith Gnat, BWO emerger, etc.) for the hopeful hatch of blue wing olives and midges in the afternoon. Fishing is all walk and wade, so remember your wading staff for the slippery rocks.

To get there, drive east on Highway 22 through Sisters, veer left onto Highway 126 on the easterly edge of Sisters, drive through Redmond to Prineville, turn right (south) onto Highway 27 at the Bowman Dam sign in mid-town, and drive about 18 miles to the fishing area. We plan to camp at Cobble Rock Campground, but one can also stay at a motel in Prineville.

We will provide lunch at the campground around noon on Saturday, so bring a small side dish to share if you wish. If you have questions, contact Ken at [kenkarnosh@gmail.com](mailto:kenkarnosh@gmail.com) or by phone at (503)588-2523.

## Scheduled SFC Club Outings 2016

Get out your planning calendar and take these opportunities to fish with the fine folk from Santiam Flycasters. Information on each outing will be found in the newsletter and through the SFC website the month prior. (Note date change for the May Outing to the McKenzie)

• <b>March 19</b>	<b><i>Crooked River</i></b>	• <b>August 13</b>	<b><i>Umpqua River</i></b>
• <b>April 23</b>	<b><i>Willamette River (Harrisburg)</i></b>	• <b>August 27</b>	<b><i>Little Nestucca River</i></b>
• <b>May 14</b>	<b><i>Yakima River</i></b>	• <b>Sep. 10</b>	<b><i>Hosmer Lake</i></b>
• <b>May 7</b>	<b><i>McKenzie River (Walterville)</i></b>	• <b>Sep.24</b>	<b><i>Willamette River (Harrisburg)</i></b>
• <b>June 11</b>	<b><i>Trail Bridge Reservoir</i></b>	• <b>October 8</b>	<b><i>Crooked River</i></b>
• <b>June 25</b>	<b><i>Deschutes River (Trout Creek)</i></b>	• <b>October 22</b>	<b><i>Deschutes River (Trout Creek)</i></b>
• <b>July 9</b>	<b><i>East Lake</i></b>	<b>November</b>	<b><i>None scheduled</i></b>
• <b>July 23</b>	<b><i>Willamette River (Keizer)</i></b>	<b>December</b>	<b><i>None scheduled</i></b>

## ***Fishing with the Frog— “Call of the Wild”***

### ***By Howard Palmer***

I am SO in need of a day on the water. Watching the weather they are having on the East Coast the past couple of weeks reminds me of why I chose to live in Oregon after I got off active duty. Two three year tours in Massachusetts gave me a deep respect for dealing with 3-4 foot snow drifts, and, three years of Florida provided an in-depth indoctrination to what living with serious humidity can do for you. These, coupled with several trips to our eastern and southern states in all kinds of weather, have left me with an intense appreciation of the mild winters that we are blessed with.



Ice fishing has never made sense to me in the first place (although I have never tried it). The concept of sitting on a sheet of frozen water, around a warm fire is, to me, the epitome of the age-old adage that *“there is some thing definitely wrong with this picture.”* And, you all know my feelings about beating the ice from the eyes on my rod while chasing winter steelhead.

Ah, but spring is just around the corner. The days are getting longer and most importantly warmer. All my Snow Bird friends will be returning soon, and it is time to hit the river. Even Santiam Flycasters knows how to get my blood to run once more, and our schedule of outings kicks off this month with a trip to the beautiful Crooked River in Central Oregon. I am thinking maybe friend Frank and I might have to head over on Thursday just to make sure we don't get beat out of our favorite camp spot. I know that it will still be cold over there, but it's a different kind of cold. A *“dry cold”* as they say, and there is just something inviting about a hot cup of coffee around the morning camp fire. Or, an *“adult beverage”* by the fire in the evening.

I have agreed to prepare the main meal for the trip and am leaning toward a big pot of stew. Someone mentioned Hamburgers, and Hot Dogs; so maybe a pot of chili might be appropriate. Either way, I am open to suggestions. Let me know your preference. Majority rules.

In the mean time, if the weather turns warm, I would be up for a practice run—somewhere.

Tight Lines. I hope to see you on the water.

Howard



### ***Custom Nets by Ron Henderson***

*Ron is currently building nets in three sizes and various handle lengths featuring “ghost” type mesh bags and ash wood laminated with oak and/or walnut for the bow. Prices range from \$99 (small) —\$169 (extra large) with a portion of the proceeds going to the Club. These nets are as useful as they are beautiful.*

*For more information contact Ron Ibofh@comcast.net or 503-991-5210*

**Welcome these New  
Members in February**

Dan Poush, Keizer

Douglas Wyland, Aumsville

Keith Townsend, Stayton

Charles Ardine and Arleta  
Janzen, Salem



**May McKenzie Outing—  
Change in Date**

Due to a conflict with Youth Outdoor Day, we have changed the date of our outing on the McKenzie River from May 21 to May 7. Hopefully, the March Browns will cooperate on that day!

Remember to mark this change on your calendar.



**Changes to ODFW  
Fishing Regulations**

ODFW has made some significant changes to the fishing regulations this year, in case you haven't looked. You just may have a few more fishing opportunities than before.

For example, some waters, like the Cascade streams above the reservoirs, are now open to fishing year round. You'll need to check the regs for your fishing spot. Obviously, you can get a hard copy of the regs at any license agent or look at them on line at the ODFW website.

## ***From the President***

### ***By Loren Bergerson***

Our auction fundraiser in February was again a success and a fun event as well. Thanks to all who donated items and especially those who purchased them. Thanks also to the kitchen staff, the members who helped set up and clean up, our auctioneer Bob Karau, and especially to Tim Johnson who spent countless hours to put together another successful auction. Thanks so much to all! If you didn't replenish your supply of flies at the auction, you probably had better start doing that!

It is about time for ODFW to start its regular trout stocking program, plus we have a variety of fun outings on the calendar. If you haven't done any or very many of our outings, plan to join us on a few. Also, if you would like to have others join you on a fishing excursion, use our sfc-fish website to send a message to our members. If you aren't familiar with that, check the note in this newsletter or ask any Board member.

Part of our club's mission statement is to provide education on fly fishing. On March 10<sup>th</sup>, between 7 & 9 PM, at our meeting, we will have Mr. Lee Davison providing information on Fly Fishing the Snake River. This should be insightful. Please make a mental note of this class and remember to invite your friends that may also have an interest.

Much information is available for free on websites. Google any fly pattern to learn how to tie and fish it. Westfly has information on fly patterns and methods each month for many waters. ODFW has trout stocking and fishing reports. Oregon Water Resources has stream levels. Also, there are other local newsletters for several other clubs, like Washington County, Central Oregon, Rogue, and Southern Oregon. A wealth of information!

See you on the water.

Loren Bergerson

## ***Youth Outdoor Day***

Youth Outdoor Day, held by ODFW at the E. E. Wilson Wildlife Area, will take place on May 21. We will again help kids to tie a woolly bugger and experience some basic fly casting.

If you are able to help with the woolly buggers, Ken will have a sign-up sheet at the next meeting. This a very fun event and you do not have to be an expert to help. We'll even teach you the basics if needed!

If you are able to help with other parts of this event, such as registration of the over 700 youth who participate, contact Donna Schultz of ODFW, at [donna.l.schultz@state.or.us](mailto:donna.l.schultz@state.or.us), who will be happy to have your help.

Lunch will be provided, as well as all needed equipment and materials. Thanks for your help.

## ***Fly of the Month: Trico Spinner***

***By Jim Ferguson***



### **Male Trico Spinner**

Hook: Mustad 94840 or equivalent, size #20  
 Thread: TMC 12/0 black or equivalent  
 Tail: Microfibits (ginger used here)  
 Wing: BT's Poly Yarn  
 Body: Super Fine Water Proof Fly Dubbing, black

The white poly wing helps to see this fly on the water. During a spinner fall, you may have some fun trying to pick it out from the naturals. Your fly is probably the one next to the ring on the water from a big trout sucking in the natural. Be patient.

#### Tying Steps:

1. Mount the hook in the vise. If you want to debarb the hook, do so prior to tying the fly so you don't have to tie another one on after snapping the barb point off. Attach the tying thread at least an eye length behind the eye of the hook and wrap thread to a position on the shank over the barb point. (See Fig. 1)



Fig. 1




Fig. 2

2. Tie in three fibits for the tail. Use your thread to weave between the fibits to get them to splay apart. (Fig. 2 & 3) Take the tying thread to where you want to tie in the wing - forward of the half way position. (See Fig. 4)




Fig. 3



Fig. 4

3. Loop a small bunch of Poly Yarn around the thread and tie it in on top of the hook shank. Secure the wing material with several wraps around the shank and a figure 8 or two to help split the wing to the sides. (Fig. 5 & 6)



Fig. 5



Fig. 6

4. Wrap the thread to the rear, dub on some black super fine dubbing. Body should be tapered, small at rear and larger at thorax. Figure 8 the wraps thru the wing. Be sure to cover both the top and bottom of the wing. These wraps can help splay the wing off to the sides. In the water, the spinner will lay their wings flat on the water surface. They have sort of a fat thorax. (Fig. 7 & 8)



Fig. 7



Fig. 8

5. Form the head with a few wraps and whip finish. I like to do a 3 wrap whip finish followed by a second 3 wrap whip finish. Cut the waste. (Fig 9) Hold the wing material up above the shank between the first finger and thumb of your non tying hand. Be sure you are carefully pulling the fibers straight up. Trim the fibers at a slight downward slant to create the mayfly wing profile. (Fig. 10) Splay the wings so they appear to lay flat. (Fig. 11)




Fig. 9



Fig. 10



Fig. 11



Fig. 12

6. Carefully use your thumb and first finger to flatten the wings out to the side. Place a very small amount of head cement on the head wraps and maybe some right at the base of the wings. Make sure you clean the eye of the hook. (Top view, Fig. 13 - Bottom view, Fig. 14- Cluster view, Fig. 15)



Fig. 13



Fig. 14

Fig. 15







# 2016 Membership Application

The Santiam Flycasters, P.O. Box 691, Salem, OR 97308

[www.santiamflycasters.com](http://www.santiamflycasters.com)

Type of Membership (circle one): Regular \$25, Family \$30

Name \_\_\_\_\_

Address \_\_\_\_\_

Telephone \_\_\_\_\_

Email \_\_\_\_\_

Family Members \_\_\_\_\_

Please tell us why you want to be member (please check all that apply):  hear presentations on various fly fishing topics,  improve my fly tying skills,  improve my fly casting skills,  participate in fishing stream and lake improvement projects,  go on fishing trips with other club members,  learn about fishing in the area,  other (please specify):

Are you an FFF Member? (circle one): Yes, No

Are you interested in obtaining a Santiam Flycasters name tag? (circle one): Yes, No

You must sign this release each year when you renew to participate in club activities.

\*Note: Dues are from January 1st to December 31st. There is a 50% reduction after July 1st. for new members.

### Liability Release and Hold Harmless Agreement

As a condition of membership or of participation in any activity encouraged or publicized by the Santiam Flycasters, I voluntarily assume all risks of my participation. In acknowledgment that I am doing so entirely upon my own initiative, risk and responsibility I do hereby for myself, heirs, executors, and administrators agree to remise, fully release, hold harmless, and forever discharge the Santiam Flycasters, all its officers, board members and volunteers, acting officially or otherwise, from any and all claims, demands, actions or causes of actions, on account of my death or on account of any injury to me or my property that may occur from any cause whatsoever while participating in any such Santiam Flycasters activity.

I acknowledge that I have carefully read this hold harmless and release agreement, and fully understand that it is a release of liability. I further acknowledge that I am waving any rights that I may have to bring legal action to assert a claim against the Santiam Flycasters for its negligence.

I have read the above statement and agree to its terms as a condition of my membership in the Santiam Flycasters.

X \_\_\_\_\_

Signature

Print Name

Date



## Santiam Flycasters

P.O. Box 691

Salem, OR 97308

[santiamflycasters@yahoo.com](mailto:santiamflycasters@yahoo.com)

[www. Santiamflycasters.com](http://www.Santiamflycasters.com)