



Santiam Flycasters

www.santiamflycasters.com

BOARD MEETING

Monday, August 11—7:00 pm

Garibaldi Family Restaurant

GENERAL MEETING

Casting Clinic

Thursday, August 14—6:30 pm

Pringle Community Center

August SFC Outing

Saturday, August 16

Umpqua River

Inside this issue:

East Lake Outing Report 2

Prospective New Flyfisher 2

Come Join Our Board 2

From the President 3

Fishing with the Frog 4

August Fly of the Month by Jim Ferguson
The Girdle Bug From Hell 5

Membership Application 9

Monthly Newsletter of the Santiam Flycasters

July 2014

August Casting Clinic August 14—6:30 PM "On the Lawn" at Pringle Community Center

Each August the Santiam Fly Casters offers a casting clinic for the general public and club members. Warm-up casting begins at 6:30pm on the lawn area in front of Pringle Park. While equipment is provided for the general public, feel free to bring your own equipment to use.

Then, at 7pm IFFF Master and Two-hand Certified Instructor Dwight Klem will present a twenty minute demonstration/talk **"A Foundational Casting Stroke: Connecting the Two-hand World and the Single-hand World"**.

This is the presentation Klem presented as the opening to the 14th annual Sandy River Spey Clave this past May and features many visual aids. The presentation focus on developing a solid foundation casting stroke. Then after demo/talk several Certified Instructor from the club and the North Santiam Spey Casters will offer one-on-one instruction.

Dwight Klem MCI/THCI was recently awarded "Outstanding Mentor of the Year" from the International Federation of Fly Fishers for his work with students to become a Certified Instructor through the IFFF program.

North Santiam Outing Report



There are lots of trout in the North Santiam, just not many that are of any size. On our July 26 outing, we enjoyed a beautiful, warm float and caught quite a few small trout, with a couple of respectable cutthroat and rainbow. We saw a couple of steelhead but not on the end of our line!



The Stayton to Shelburn float is about 5 miles, suitable for moderate rowing ability, and one should plan at least 5 hours if you plan to fish. We encountered some splash and giggles on the warm day. A late afternoon float may bring some dry fly action as well.

It sounds like this is a float that we want to do again. The water level is nice for floating and fishing now, but it will rise after Labor Day.

**SFC
BOARD AND
OFFICERS**

Howard Palmer
President, Newsletter Editor

Dwight Klemin
Vice President/Programs
FFF Representative

Sam Thomas
Secretary

Tim Johnson
Treasurer/Membership

Board Members

Will Satak
Concessions

Ron Henderson
Raffles

Loren Bergerson
Conservation

Matt Neznanski
Webmaster

Leroy Shepherd
Newsletter Layout/Design

Ken Karnosh
Bob Karau
Don Meyer

Board Members Wanted
The Santiam Flycasters want you!

We are looking for a few good men and women. If you are interested in helping decide who our presenters are and where we go for our outings, please join us. Or, if you just want to find out what goes on during the board meetings or want to share your opinion; please join us. No experience needed, just your interest in fly fishing is all it takes to be a board member.

We are on the web!
www.santiamflycasters.com



Search
"Santiam Flycasters"

East Lake Outing Report



About 30 people enjoyed lunch on July 12 at our East Lake outing on a beautiful, sunny day, partaking of pulled pork and assorted potluck dishes.

Fishing was fair, with quite a few 17-20" trout landed on a variety of flies. We had lots of company, with the Mid-Willamette club and the Central Oregon Project Healing Waters groups also on the lake.

Friday was warm in the morning with overcast, comfortable temperatures, and sprinkles in the afternoon. Saturday was beautiful and quite warm until the nearby evening thunderstorm provided a cool, pretty intense shower. At least my tent mostly dried out by morning!



Prospective New Flyfisher

Sam and Kerry Thomas welcomed their daughter, Amelia Ann, into the world on July 6. Sam says he can't wait to take her fishing!

Congratulations to Sam and Kerry.

Come and join our Board!

Gary Caneva has left our Board since he and Kay moved to the drier climes of Redding, CA. This means that we need another Board member or two.

Our Board meets once a month, except July, to finalize the plans for the upcoming meeting or two. In December, we decide on the outings for the upcoming year and, in November, we nominate the officers for the coming year subject to the vote of our members. Our Board meetings generally last about an hour and it is also a good time to get some fishing reports and other helpful bits of information.

We would love to have you become a Board member and help us plan and organize some club activities. Please talk to any of the officers or Board members for information. The details of our next Board meeting are listed in this newsletter.

Also, we may need a new officer or two come November! Come and help us out!

2014 SFC Outings Yet to Come

Aug 16 — Umpqua River

Sep 6 — Nestucca River*

Sep 20 — Lava Lake

Oct 4 — Crooked River*

Oct 18 — Deschutes River—Maupin Area

Nov 15 — Detroit Lake

* Denotes Informal Outing

Watch the web site, read the newsletter, or come to the meetings for more information as these outings approach.

From the President By Howard Palmer

The “Dog Days” of summer are upon us, and I hope that you have been able to venture forth upon the water in search of some piscatorial pursuits. July provided the Santiam Flycasters with a couple of super fine outings.

Our trip to East Lake was a huge success with over 25 folks in attendance. Many fine fishes were caught (albeit not by me) and the weather was not bad for the most part. Thunder storms and winds provided some deterrent to venturing too far from shore on occasion, but over all, it was a great weekend. The club provided a lunch of Pulled Pork sandwiches, accompanied by great side dishes provided by the club members in attendance. All, in all, it was a great weekend to be in the wilds of Central Oregon.

Following East Lake, my wife and I spent a few days on the South Santiam with a group from our RV club, which gave me the opportunity to pursue the “recycled” Steelhead that ODFW keeps transporting back and forth there. I wish that I could report some success, but alas ‘twas all in vain. The day I fished turned REALLY HOT with temps near 95, and I was forced to retreat to the trailer’s AC just before noon. I did see 3-4 caught early in the day however and I hope to return on a cooler day.

This past Saturday (July 26), we floated the N. Santiam from Stayton to Shelburn. It was a delightful day to be on the water, and the river provided us with varying degrees of success. Most were in pursuit of the resident trout which were most accommodating. I, on the other hand, went equipped to pursue the Salmon currently cruising up the river. I am sad to report that we are not having BBQ’d salmon for dinner today. It did give me the opportunity to



try out the used SAGE spey rod that I just purchased, however, and I am happy to report that it worked wonderfully.

Don’t miss our annual casting workshop on Thursday, August 14th at Pringle Park. As usual, Dwight and crew will be on hand to help you work out the kinks in your casting habits, and it’s a great time to meet with the members of the club and share tales of our summer adventures. Dwight has also indicated that he will be providing some hands on with two handed rods. If you have never used one. Here’s a chance to try it out.

On Saturday the 16th, we will be floating the Umpqua in search of Small Mouth Bass. This is a great opportunity to play with these hard hitting fish, and enjoy a leisurely float. The sun can be merciless this time of year, so don’t forget your sunscreen, and plenty of water. This is an easy day trip from Salem, but some of us will be staying at the Elkton RV Park (which has tent spaces), and the club will be providing an evening meal that has yet to be determined. We will begin the day by meeting at Thomaselli’s Bakery and Café, just east of Arlenes at 7:00 AM, for breakfast, and shuttling to our put in for the float back to the RV Park. I am the outing keeper for this trip, so do not hesitate to call me if you have any questions. My phone number is: 503-507-8003 email at hpalmer176@gmail.com I hope to see you there.

Howard

SFC-Fish Electronic Message Board

One of the benefits of being a Santiam Flycasters member is having access to the SFC-FISH electronic message board. The message board gives members the opportunity to communicate with other about fly fishing and related topics. Once subscribed, you can post messages to SFC-FISH by sending an email to **sfc-fish@googlegroups.com**

You will receive messages posted by other members via your email account. It's as easy as that. To subscribe to SFC-FISH, simply send an email request to **santiamflycasters@yahoo.com**, and we'll subscribe you and notify you when you can begin using the message board. Note: your SFC membership must be current to be a subscriber of SFC-FISH.

Fishing with the Frog By Howard Palmer

Artificial Flies

Has it ever occurred to anyone else, that the term “*Artificial*” Flies and Lures is an “oxymoron”; or is it just me? Come on folks, what other kind are there? I certainly do not want a bunch of “real” flies crawling around in my fly boxes, although there are some really talented fly tiers out there that tie some astoundingly real looking bugs. The spiders are the ones that give me the creeps, and if I ever saw one in my fly box, the whole thing would end up in the water.

Yet, every state that I have fished in, utilizes the same terminology. Are they serious? All of my flies are hand tied, and I am here to tell you that although the fur and feathers that I utilize may have come off of a real bird, or animal, the end result is as artificial as it gets. I am certainly not in the habit of tying some crawly thing (as in garden hackle) to one of my hooks and calling it a “fly.” So OK, yes I have drowned a worm or two in my day, but I surely do not do it in the guise of “*fly fishing*”. Besides, they are just way too heavy to be flinging with my little 4 weight TFO.

Why ODFW (and the wildlife departments of other states) insist on using superfluous wording is beyond me. Don't get me wrong, I really am very thankful that all states (at least the 49 that I have been in) do in fact, limit certain streams to fly fishing; but why do they have to make it so ambiguous? Let's face it; fly fishing is an art form, and the flies that we tie are miniature works of art. To link them with the word “lure” is just plain insulting.

At least they don't infer that our little works of art are some kind of “*bait*” because they always include the words “*use of bait is prohibited.*” I'm glad that they at least make the distinction.

When you come right down to it, I think that it is time for ODFW to begin referring to these little works of art in a manner worthy of their station in life. I personally would prefer to see them referred to as what they really are:

“Fish Enticement Mechanisms”

What do you think??????????

Tight Lines
Howard

August Fly of the Month— By Jim Ferguson

Girdle Bug from "Hell"



Thread:	Hot pink UTC (or to match body)
Hook:	Short shank, wide gape, heavy shank Mustad 3407 #4
Bead:	Silver
Tail & Legs:	White rubber legs
Body:	Pink opalescence Estatz or Cactus Chenille

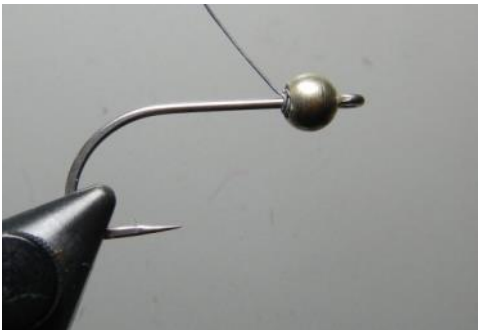
After tying a few of these, maybe even the first one, you will understand the name. This version shown is for Steel-head and is on a size 4 heavy shanked hook. The legs give this critter a lot of action. I would guess it would be easy to convert this to an attractor for the bass on the Umpqua trip. If you do not want to use the color pattern shown, be creative and throw in some olive, black, or peacock Estatz instead of the pink. There are all sorts of color combinations usable on the tail and leg selection list.

Hook selection can also be varied but I would suggest keeping the short shank and the wide gape in mind when making that choice. Bronze finished hooks should do fine with the bass.

Tying Sequence

1. Place the bead on the hook shank and mount the hook in the vise. Reverse wrap some fine lead or non-lead wire behind the bead. These wire wraps will be shoved up the shank to fill the cavity between the bead and the shank.

This helps to keep the bead centered and adds additional weight. After the wire has been shoved into the cavity, remove the waste, and then attach the tying threadright behind the bead.






2. Wrap a thread base down the shank and then go forward a few wraps. Let the bobbin hang. Loop the leg material around the tying thread and bind the tail assembly down onto the shank as you wrap to the rear. Tension on the thread will make the tail splay apart. Adjust to where you want them. Wrap thread forward a little and let it hang. Attach the body material at the rear and let it hang (or attach it to the material keeper.) Wrap the thread forward to a position over the hook point.







3. Loop a section of the leg material around the tying thread to create a pair of legs. Attach this group on the side facing you with several wraps of thread. You may want to bind the forward leg down onto the shank as you move the thread forward a little to create some separation between the legs. Attach another set of legs on the opposite side. Again, bind down the rubber leg material to create some space between the legs. Move the thread forward to a position a little behind the bead. Repeat this leg attachment sequence to produce a front leg and antennae (or just more legs - this is not a true insect.) Let the thread hang behind the bead.



4. Now, take a deep breath. Get a dubbing needle handy to move legs out of the way. Wrap the body material forward, weaving it between the legs. Try not to leave any open gaps. I try to put two wraps at the back, cross over the shank between the back legs, make two wraps in the middle, cross over the shank between the middle set of legs, make another wrap behind the front leg, and then decide (depending on head space) if I want to make a second wrap behind the front legs to create antennae or bring a wrap up between the front legs on the bottom and do a wrap and tie off the body material. It gets crowded. Legs are going all over the place. You will need to make several wraps to tie off the body material behind the bead. Whip finish or make several half hitches behind the bead, trim the waste, and add head cement to the tie off area. You can position the legs somewhat by pulling them into position but don't pull too hard. Once you are sort of happy with the leg and tail positions you can trim them

to about a body length. This fly does work on the Nestucca for Steelhead. It should also fill the bill for a searching attractor for the Umpqua bass, but would change the color options to darker colors and/or olive peacock tones. Some of the barred yellow and black legs might work well too.





**SANTIAM
FLYCASTERS**

P.O. Box 691
Salem, OR 97308
santiamflycasters@yahoo.com
www.Santiamflycasters.com

Membership Application

It is the mission of the Santiam Flycasters to promote the sport of fly fishing for all interested individuals of all generations now and into the future by fellowship, education, conservation practices, promoting research, guardianship of proper regulations and support, affiliation and cooperation with other like-minded organizations.

2014 Membership Application

The Santiam Flycasters, P.O. Box 691, Salem, OR 97308

www.santiamflycasters.com

Type of Membership (circle one) Regular \$25 Family \$30

*Note: Dues are from January 1st to December 31st. There is a 50% reduction after July 1st for new members.

Name _____

Address _____

Telephone: _____ Email _____

Family Members: _____

Are you an FFF Member? (circle one) Yes No

Please tell us why you want to be a member (please check all that apply):

Hear presentations on various fly-fishing topics

Improve my Fly Tying skills

Improve my Fly Casting skills

Participate in fishing stream and lake improvement projects

Go on fishing trips with other club members

Learn more about fishing in the area

Other, Please specify _____

You must sign this release each year when you renew to participate in club activities.

Liability Release and Hold Harmless Agreement

As a condition of membership or of participation in any activity encouraged or publicized by the Santiam Flycasters, I voluntarily assume all risks of my participation. In acknowledgment that I am doing so entirely upon my own initiative, risk and responsibility I do hereby for myself, heirs, executors, and administrators agree to remise, fully release, hold harmless, and forever discharge the Santiam Flycasters, all its officers, board members and volunteers, acting officially or otherwise, from any and all claims, demands, actions or causes of actions, on account of my death or on account of any injury to me or my property that may occur from any cause whatsoever while participating in any such Santiam Flycasters activity. I acknowledge that I have carefully read this hold harmless and release agreement, and fully understand that it is a release of liability. I further acknowledge that I am waiving any rights that I may have to bring legal action to assert a claim against the Santiam Flycasters for its negligence. I have read the above statement and agree to its terms as a condition of my membership in the Santiam Flycasters.

X

Signature _____

Print Name _____

Date _____